



SOL LEVANTE

RISE TO A NEW LIFESTYLE

DUBAI | JUMEIRAH VILLAGE TRIANGLE



RISE TO A NEW LIFESTYLE

MORE THAN A DISTANT LINE, THE
HORIZON IS WHERE YOUR FUTURE
TAKES SHAPE.

It is a space of endless possibilities,
where imagination meets reality.
At Sol Levante, the horizon is an open canvas,
inviting you to envision new connections,
reimagine your path, and shape the life you've
always dreamed of.


DISCOVER A PLACE WHERE COMFORT, CONNECTION, AND POSSIBILITY COME TOGETHER IN THE MOST SOUGHT-AFTER COMMUNITY: JUMEIRAH VILLAGE TRIANGLE

A SEAMLESS BALANCE OF
ARCHITECTURE, NATURE, AND
COMMUNITY, DESIGNED TO INSPIRE
CONNECTION AND WELL-BEING.

Sol Levante embraces the rhythm of the sun, where light and shadow shape space, dissolving boundaries between indoor and outdoor living. Expansive terraces, panoramic windows, and a dynamic multi-facility podium create an environment of openness, vitality, and harmony.

More than a residence, it is a place where modernity meets tranquility, offering a lifestyle shaped by light, connection, and new horizons of endless possibilities.





SOL LEVANTE, A HORIZON WHERE LIGHT, SPACE, AND INSPIRATION MEET

A CONTEMPORARY RESIDENTIAL TOWER WITH RETAIL AND OFFICE SPACES, DESIGNED TO EMBRACE LIGHT, NATURE, AND URBAN LIVING.

Sol Levante rises in Jumeirah Village Triangle (JVT), a low-rise residential community, offering expansive views of the sea horizon, Bluewaters Island and Dubai Marina skyline. Designed to follow the path of the sun, its rhythmic façade plays with light and shadow, blending glass and solid elements to enhance natural illumination.

Spacious balconies, terraces, and floor-to-ceiling windows dissolve the boundary between indoor and outdoor living, creating a home filled with light and openness.

The tower is anchored by a multi-activity podium that hosts a variety of indoor and outdoor experiences, including a pool with sunken seats and jacuzzi, gym, kids' play areas, outdoor cinema, yoga studio, padel tennis court, and running track. Designed to foster a balanced lifestyle, it seamlessly integrates well-being, relaxation, and community engagement.

A LIFESTYLE OF BALANCE AND WELL-BEING



A MULTIFUNCTIONAL PODIUM DESIGNED FOR WELLNESS, CONNECTION, AND VIBRANT LIVING, HARMONIOUSLY INTEGRATING NATURE TO ENHANCE BALANCE AND WELL-BEING.

At Sol Levante, well-being is woven into everyday life. The multifunctional podium offers indoor and outdoor spaces for all ages, including a swimming pool with sunken seating, gym, outdoor cinema, yoga area, pet-friendly zone, and a suspended running track with panoramic views.
















Designed to foster social interaction and movement, these spaces create a vibrant community where wellness and connection come naturally.



INDOOR FACILITIES

- | | | | |
|--|--|---|--|
|  KIDS PLAY AREA |  INDOOR GYM |  COWORKING SPACE |  PRIVATE MEETING ROOM |
|  YOGA STUDIO |  CHANGING ROOM & SPA | | |


OUTDOOR FACILITIES

- | | | | |
|---|--|--|---|
|  OUTDOOR CINEMA & LOUNGE |  KIDS PLAY AREA |  BBQ & DINING |  MULTI PURPOSE COURT |
|  MINI GOLF |  PET GARDEN |  YOGA AREA |  SUN LOUNGES |
|  JACUZZI |  SWIMMING POOL |  KIDS POOL |  SUNKEN SEATING |
|  OUTDOOR RUN TRACK |  OUTDOOR GYM |  PADEL TENNIS | |

LIVING SPACES DESIGNED FOR LIGHT AND HARMONY

ELEGANT, SPACIOUS, AND
THOUGHTFULLY CRAFTED, EACH
RESIDENCE AT SOL LEVANTE IS DESIGNED
TO ENHANCE COMFORT, CONNECTION,
AND EVERYDAY INSPIRATION.

Bathed in natural light and framed by expansive views, the residences at Sol Levante offer a seamless balance between elegance and functionality. Featuring floor-to-ceiling windows, spacious terraces, and open layouts, every home is designed to bring the outdoors in, creating a fluid connection between living spaces and the surrounding environment.





UNIT PLANS LAYOUT

STUDIO

APARTMENT - 1C

| | SQ.M | SQ.FT |
|---------------|------|-------|
| INTERNAL AREA | 32 | 344 |
| EXTERNAL AREA | 8 | 84 |
| TOTAL AREA | 40 | 428 |



1 BEDROOM

APARTMENT - 1A

| | SQ.M | SQ.FT |
|---------------|------|-------|
| INTERNAL AREA | 42 | 450 |
| EXTERNAL AREA | 9 | 98 |
| TOTAL AREA | 51 | 548 |



1 BEDROOM & STUDY ROOM

APARTMENT - 1E

| | SQ.M | SQ.FT |
|---------------|------|-------|
| INTERNAL AREA | 64 | 684 |
| EXTERNAL AREA | 16 | 172 |
| TOTAL AREA | 80 | 856 |



2 BEDROOM
& STUDY ROOM

APARTMENT TYPE - 1A

| | SQ.M | SQ.FT |
|---------------|------|-------|
| INTERNAL AREA | 96 | 1031 |
| EXTERNAL AREA | 22 | 234 |
| TOTAL AREA | 117 | 1,265 |



2 BEDROOM
& STUDY ROOM

APARTMENT TYPE - 3A

| | SQ.M | SQ.FT |
|---------------|------|-------|
| INTERNAL AREA | 99 | 1061 |
| EXTERNAL AREA | 80 | 858 |
| TOTAL AREA | 178 | 1,919 |



2 BEDROOM
& STUDY ROOM

APARTMENT TYPE - 2C

| | SQ.M | SQ.FT |
|---------------|------|-------|
| INTERNAL AREA | 87 | 941 |
| EXTERNAL AREA | 44 | 472 |
| TOTAL AREA | 131 | 1,413 |



2 BEDROOM
& STUDY ROOM

APARTMENT TYPE - 4A


| | SQ.M | SQ.FT |
|---------------|------|-------|
| INTERNAL AREA | 93 | 1001 |
| EXTERNAL AREA | 28 | 298 |
| TOTAL AREA | 121 | 1,299 |



RETAIL

RETAIL SPACE - G06


| | SQ.M | SQ.FT |
|------------|------|-------|
| TOTAL AREA | 157 | 1692 |



OFFICES

OFFICE SPACE - 108

| | SQ.M | SQ.FT |
|------------|------|-------|
| TOTAL AREA | 126 | 1360 |





Flexible coworking spaces

FLEXIBLE COWORKING SPACES & OFFICES

AT SOL LEVANTE, WORK IS FLEXIBLE, ELEGANT, AND SEAMLESS.

Residents enjoy exclusive coworking spaces, while private offices offer a professional and refined environment, accessible through a dedicated lobby for an exclusive arrival experience.



Private offices lobby

AIRPORTS

Al Maktoum
International Airport (DWC) - 25 min

Dubai
International Airport (DXB) - 30 min

POINT TO GO

- 0. Dubai Fountain, Burj Khalifa - 20 min
- 1. The Walk JBR - 20 min
- 2. Palm Jumeirah - 22 min

SCHOOL

- 6. JSS International School - 7 min
- 7. Sunmarke School - 4 min
- 8. GEMS Founders School - 10 min

GOLF CLUBS

- 12. Montgomerie Golf Course - 20 min
- 13. Jumeirah Golf Estates Golf Course - 15 min

HOTELS

- 14. The First Collection at Jumeirah Village Circle - 7 min
- 15. FIVE Jumeirah Village Hotel - 6 min
- 16. HE Hotels - 4 min

ATTRACTIONS

- 3. Dubai Miracle Garden - 9 min
- 4. Motiongate Theme Park - 28 min
- 5. Legoland Dubai - 28 min

MALLS


- 9. Mall of the Emirates - 15 min
- 10. Dubai Mall - 20 min
- 11. Circle Mall - 4 min



SOL LEVANTE

RISE TO A NEW LIFESTYLE

A PLACE WHERE
HORIZONS EXPAND



NESTLED IN THE HEART OF DUBAI, JUMEIRAH VILLAGE TRIANGLE (JVT) BLENDS MODERN CONVENIENCE WITH SUBURBAN CHARM, OFFERING FAMILIES, YOUNG COUPLES, AND SOLO RESIDENTS A SERENE YET CONNECTED LIFESTYLE WITH ENDLESS OPPORTUNITIES FOR GROWTH.

SEAMLESS CONNECTIVITY & URBAN CONVENIENCE

Positioned for effortless access to Al Khail Road and Sheikh Mohammed Bin Zayed Road, Sol Levante ensures seamless connectivity across Dubai. Within the community and nearby areas, residents enjoy a full range of amenities and essential services, including schools, healthcare facilities, parks, and malls—all just minutes away—creating a well-connected and convenient lifestyle.

A VISION FOR THE FUTURE

Jumeirah Village Triangle is not just a place to live—it's a growing investment opportunity. With continuous development and enhanced infrastructure, the community continues to add value for residents and investors alike.

SCHOOL

- 6. JSS International School - 7 min
- 7. Sunmarke School - 4 min
- 17. Arcadia British school - 2 min
- 18. Redwood Montessori Nursery - 4 min
- 19. Jumeirah International Nursery - 4 min

MALLS

- 11. Circle Mall - 4 min
- 22. Alkhail Avenue Mall - 4 min

HEALTH

- 23. LIFE Medical Centre - 10 min
- 24. Mediclinic Me'aisem - 9 min
- 25. Saudi German Hospital - 15 min
- 26. NMC Specialty Hospital- 6 min

PARKS

- 27. JVT Community Park - 5 min
- 28. JVT Big Park - 2 min

HOTELS

- 14. The First Collection at JVC - 7 min
- 15. FIVE Jumeirah Village Hotel - 6 min
- 16. HE Hotels - 4 min
- 20. Novotel JVT - 2 min
- 21. Address Montgomerie - 7 min



CRAFTING SPACES, INSPIRING LIVES

SOL

SOL PROPERTIES, CULTIVATED UNDER THE PATRONAGE OF THE BHATIA GROUP SINCE 1975, EMERGES AS A VISIONARY IN DUBAI’S PROPERTY DEVELOPMENT SECTOR, WITH A PORTFOLIO OF OVER 250 TRANSFORMATIVE PROJECTS.

50 YEARS
of experience

OVER 250
developments delivered

As a guiding light for those seeking a brighter life, SOL fosters growth and vibrancy through innovative environments. More than just property, SOL combines creative ingenuity and architectural excellence to craft luxury living experiences. From luxury apartments in Dubai, luxury hotels chains, site developments to government ventures, each project showcases our unwavering commitment to innovation. Our people, the creative forces behind our endeavors, shape a new narrative for elevated living.



SOL LEVANTE PAYMENT PLAN

| BEDROOM | SIZES |
|------------------------|---------------|
| STUDIO | 420 – 440 |
| 1 BEDROOM | 578 – 578 |
| 1 BEDROOM & STUDY ROOM | 842 – 1,132 |
| 2 BEDROOM & STUDY ROOM | 1,253 – 3,178 |

| INSTALLMENT | % | MILESTONE |
|-------------------|------|--------------------------------|
| BOOKING | 10% | IMMEDIATE |
| DOWN PAYMENT | 10% | WITHIN 30 DAYS OF BOOKING |
| 1ST INSTALLMENT | 7.5% | 6 MONTHS FROM SPA |
| 2ND INSTALLMENT | 7.5% | 12 MONTHS FROM SPA |
| 3RD INSTALLMENT | 7.5% | 18 MONTHS FROM SPA |
| 4TH INSTALLMENT | 7.5% | 24 MONTHS FROM SPA |
| FINAL INSTALLMENT | 50% | ON HANDOVER (3RD QUARTER 2028) |
| TOTAL | 100% | |